



BELGARD
PAVES THE WAY

PRODUCT CATALOG



LOCAL SERVICE NATIONAL REACH

Belgard® has been North America's number one brand of pavers and landscape wall products for over 25 years.

The only nationwide provider of hardscape products, we have established ourselves as an industry leader and dedicated partner to homeowners and industry professionals alike. With over 20,000 hours each year dedicated to research and development, we are renowned for paving the way with expertise and innovations that guide industry trends.

Backed by a national infrastructure of more than 150 operating locations, every town is our town. Our network of Belgard Authorized Contractors is trained to deliver superior craftsmanship, and our products set the standard for quality. We proudly stand behind those products with a lifetime transferable limited warranty, giving you the peace of mind to know that your outdoor space will retain its beauty for years to come.



6

UNIQUE LOOKS TO FIT ANY STYLE

Collections by Belgard®, a simple, straightforward way to navigate our product offerings. Sorted by texture, each collection is a sampling of products that look great together no matter the application.

METROPOLITAN
Smooth finish. Straight lines.

LEGACY
Soft edges. Split face.
Accent pieces.

ENVIRONMENTAL
Permeable. Eco-Friendly.

NATURAL
Look of slate and worn stone. Sculpted.

HERITAGE
Antiqued. Tumbled.

PORCELAIN
High-Definition.
Unbeatable durability.



NOTE: Belgard® cannot guarantee printed color swatches will match actual product. All colors shown are approximate representations of the standard product. Actual colors may vary slightly due to batch variances and environmental conditions at time of photography. Actual sizes may vary by region. Please contact your local Belgard representative for accurate samples, availability and pricing.

PRODUCT FEATURES

Belgard Rooms	p. 8
Tru-Scapes Lighting	p. 10
Borders and Accents	p. 48
Diamond Pro® Series.....	p. 68




See page 6 for Belgard's
2021 Color of the Year



26



62



88

PAVERS

METROPOLITAN

Catalina Grana®	p. 28
Lafitt® Grana Slab	p. 30
Melville™ Plank	p. 32

NATURAL

Catalina™ Slate.....	p. 34
Lafitt® Rustic Slab.....	p. 36
Travertino™	p. 38

HERITAGE

Dublin Cobble®	p. 40
----------------------	-------

LEGACY

Cambridge Cobble®	p. 42
Holland Stone	p. 44

ENVIRONMENTAL

Urbana® Stone	p. 46
---------------------	-------

PORCELAIN

Glocal.....	p. 52
Quarziti 2.0.....	p. 54
Verona.....	p. 56
Noon.....	p. 58
Unico.....	p. 60

WALLS

METROPOLITAN

Melville™ Wall	p. 64
----------------------	-------

NATURAL

Diamond Pro® Quarried Face.....	p. 72
---------------------------------	-------

HERITAGE

Weston Stone™	p. 66
---------------------	-------

LEGACY

Diamond® 9D	p. 70
Diamond® 2.0.....	p. 71
Diamond Pro Stone Cut®	p. 74
Diamond Pro®	p. 76
Diamond Pro® PS.....	p. 77

VERSATILE LANDSCAPING

METROPOLITAN

Artforms™	p. 80
-----------------	-------

NATURAL

Lafitt Tandem™	p. 82
----------------------	-------

FIRE FEATURES

NATURAL

Bordeaux™ Series.....	p. 86
-----------------------	-------

HERITAGE

Weston Stone™ Fire Pit Kit	p. 87
----------------------------------	-------

ACCESSORIES

METROPOLITAN

Laguna™ Coping.....	p. 90
---------------------	-------

NATURAL

Coventina™ Coping	p. 92
Landings™ Step Unit	p. 93

LEGACY

Column Cap	p. 94
------------------	-------

6 YEARS OF INSPIRING OUTDOOR LIVING DREAMS TOGETHER

Our long-term sponsorship of the HGTV® Dream Home means collaborating with top design professionals to create trend-forward outdoor spaces that inspire millions of homeowners.

VISIT Belgard.com/HGTVDreamHome
FOR MORE THROWBACK PHOTOS FROM THE LAST FIVE YEARS



TOP: ASHLAR TANDEM™ SEAT WALL & CATALINA SLATE™

BOTTOM: CATALINA SLATE™ & BORDEAUX™ GRILL ISLAND

RIGHT: BORDEAUX™ FIREPLACE AND WOOD BOXES & CATALINA SLATE™



HGTV, HGTV Dream Home, HGTV Dream Home Giveaway and their associated logos are trademarks of Discovery or its subsidiaries and affiliates. All rights reserved.
Photos © 2016 - 2019 Discovery or its subsidiaries and affiliates. All rights reserved.



LEFT: MELVILLE™ PLANK, MELVILLE TANDEM™ FIREPIT, ASHLAR TANDEM™ PLANTER BOX, LANDINGS™ STEP & QUARZITI 2.0 STEP STONES

TOP: MELVILLE™ PLANK

BOTTOM: QUARZITI 2.0 STEP STONES, MELVILLE™ PLANK, & ASHLAR TANDEM™ GRILL ISLAND

2019

WHITEFISH, MONTANA

This **MODERN MOUNTAIN HIDEAWAY** featured seamless transitions between the indoor and outdoor spaces to enhance the dramatic view.


2020

HILTON HEAD ISLAND, SOUTH CAROLINA

This **COASTAL LOW COUNTRY RETREAT** embraced the marsh-front backdrop by weaving organic elements and textures throughout the entire space.

LOOK FOR US IN THE
2021 HGTV DREAM HOME!





Combine Marigold with 2020 Color of the Year, Terrarium, to energize your outdoor spaces.



BRIGHTEN *your* SPACE

with Belgard's Color of the Year


A versatile and vibrant hue, Marigold pairs well with neutrals to add a boost of energy to the Naturalism trend.

Tying in perfectly with last year's pick, Terrarium, this punchy Color of the Year acts like a ray of sunshine to add a cheerful vibe to your outdoor spaces.



MARIGOLD

Belgard Color of the Year



MODERN FARMHOUSE DINING

Natural textures and clean lines
combined to create a cozy warmth.



CONTEMPORARY LIVING ROOMS

Neutral tones in a sleek flowing
design that's ideal for entertaining.



TIMELESS KITCHENS

Modern outdoor living with
enduring, classic appeal.



EXPAND *your* LIVING SPACE

INTRODUCING BELGARD ROOMS

Express your personality in a way that's uniquely you. Our new Belgard Rooms program allows you to effortlessly pair the style of your home with the outdoor living amenities that you desire to create a 3-D fly-through rendering of the exact outdoor living space you've always wanted.

VISIT Belgard.com/Rooms
AND TAKE A TOUR TODAY

LIGHT *up the* NIGHT



BLUETOOTH® TRANSFORMERS

App based transformer allows for easy set-up and programming

Smart Bluetooth wireless landscape lighting transformer with a dashboard to check status and manually control the lights



150 Watt



300 Watt



LOW VOLTAGE PATHWAY LIGHTS 💡 *for Pathways, Patio Edges & Flower Beds*



Traditional Path Light



Classic Path Light



Modern Path Light



Lantern Path Light



ACCENT/SPOT LIGHTS 💡 *for Plants, Trees, Houses & Landscape Features*



Traditional Accent Light



High Power Accent Light



Wall Wash Light



PAVER LIGHTS 💡 *for Walkways*



6-Inch



8-Inch



9-Inch

HARDSCAPE LIGHTS 💡 *for Steps & Walls*



7-Inch



PILLAR LIGHTS 💡 *for Pillars & Columns*

NEW!



Traditional Pillar Light



Modern Pillar Light



Noble Pillar Light





WATER



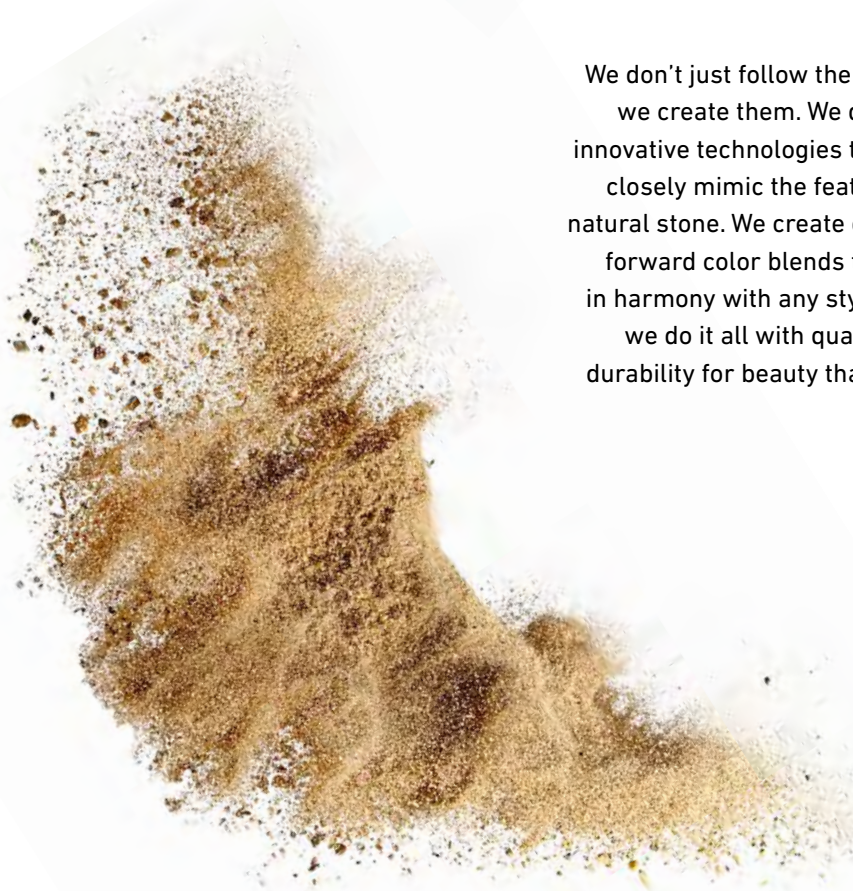
**COARSE
& FINE
AGGREGATE**



PIGMENT

SEE WHAT WE'RE MADE OF

We don't just follow the trends,
we create them. We develop
innovative technologies to more
closely mimic the features of
natural stone. We create design-
forward color blends to work
in harmony with any style. And
we do it all with quality and
durability for beauty that lasts.



**PORTLAND
CEMENT**



TEXTURE

Texture plays an integral role in outdoor living design. The textures chosen can add a dimensional aspect, a time-worn aesthetic or an element of sophistication.




SLATE / RUSTIC




SCULPTED




COBBLED



DIMPLED



SMOOTH / GRANA



STANDARD



DISTRESSED



TUMBLED

SCALE


Depending on the design goals, the shape and size of a paver can help make an outdoor space look more cozy, more open and contemporary, or more in harmony with the surrounding environment.



4" X 8"
HOLLAND STONE



5" X 11¹³/₁₆"
MELVILLE™ PLANK



6" X 12"
CATALINA™



15⁵/₈" X 11¹³/₁₆"
MEGA-ARBEL™



15¹/₄" X 23³/₁₆"
TURFSTONE™

COLOR TECHNOLOGY

BRIGHTER COLORS, LONGER.

Belgard® uses a variety of cutting edge technologies to improve product durability and make sure colors stand the test of time. Through the use of proprietary admixtures and in-line treatments, we are able to protect our products from the very beginning, during the manufacturing process.

To find out what's available with TrueColor, look for this icon on select product pages.



TRUECOLOR™

Enhances Color & Durability



Durability



UV Resistance




Stain Resistant



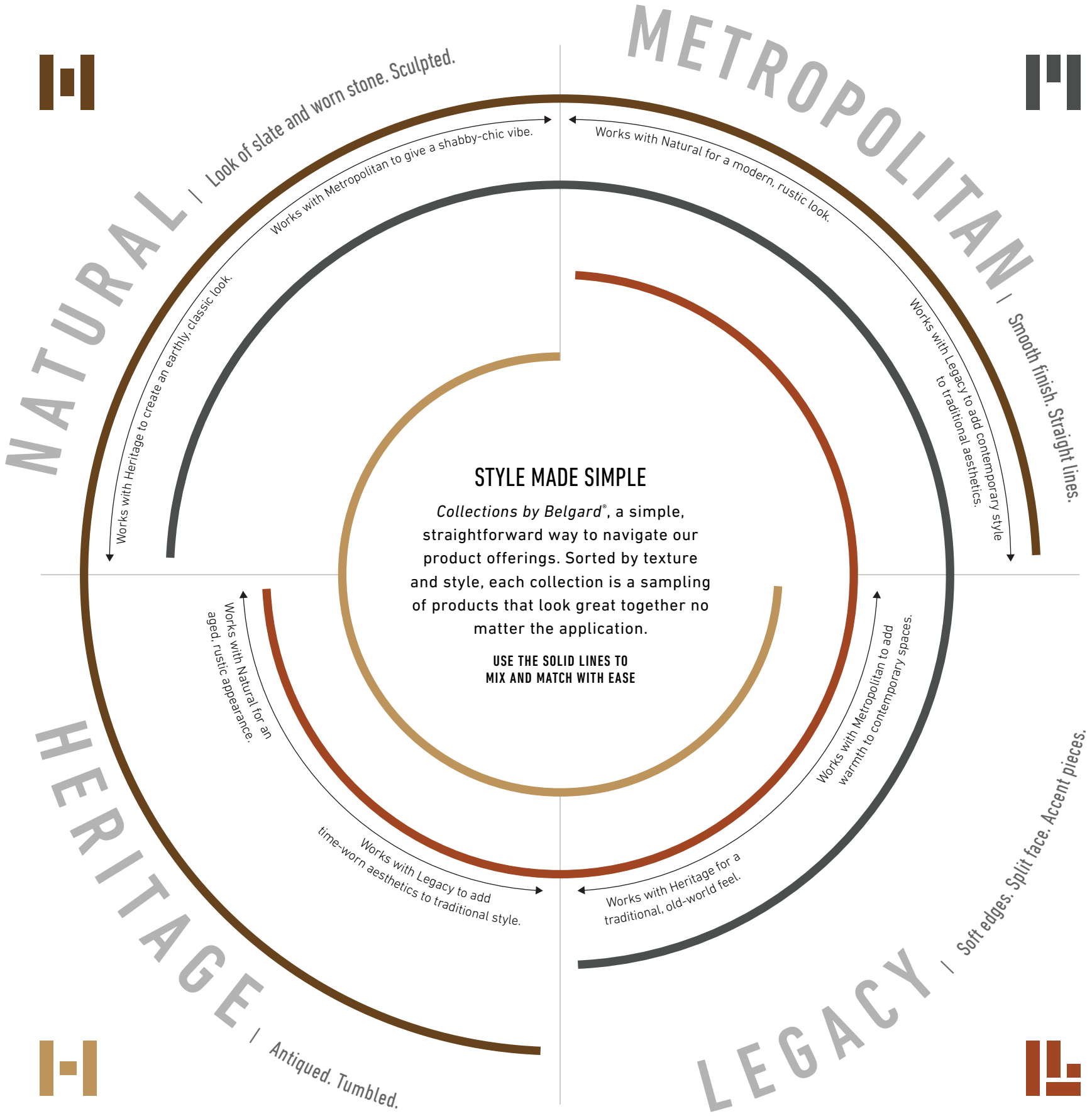
Enhanced Color


WHAT IS TRUECOLOR?

TrueColor is a treatment infused during the manufacturing process to deliver a lifetime of quality. Each paver is carefully treated for enhanced color, improved durability, and increased protection against extreme weather. To create an easily maintained surface that keeps the pavers rich and bright, TrueColor deflects harsh UV rays, repels water, and limits wear and tear. By choosing a pre-sealed paver, future fading and staining is avoided. So that season after season, and year after year, TrueColor pavers continue to look new. That's our Pre-Sealed Promise. That's TrueColor.




Visit [Beldgard.com/Truecolor](http://Belgard.com/Truecolor) to learn more about how TrueColor protects your pavers.






METROPOLITAN & LEGACY

The soft edges of
Legacy accent the
smooth, straight lines
of Metropolitan




HERITAGE & LEGACY

Use the Legacy collection
to accent the antiqued
look of Heritage



MIX, MATCH & MORE WITH COLLECTIONS



NATURAL & METROPOLITAN

The sculpted look of Natural
provides textural contrast to the
smooth finish of Metropolitan



NATURAL & HERITAGE

The worn stone slate
of Natural pairs well
with the antiqued look
of Heritage






Top: Quarziti 2.0 Porcelain Paver & Unico Coping in Glacier
Bottom: Melville™ Wall in Danville Beige
Right: Noon Porcelain Paver in Daylight









Top: Catalina™ Slate in Danville Beige


Bottom: Lafitt Tandem™ in Danville Beige

Left: Catalina™ Slate in Lueders Gray





Top: Holland Stone in Fossil Beige
Bottom: Dublin Cobble® in Danville Beige & Weston Stone™ Universal border in Danville Beige
Right: Diamond® 2.0 in Bayou Blend









Top: Weston Stone™ Fire Pit Kit in Gascony Tan & Catalina Grana® in Lueders Gray

Bottom: Weston Stone™ in Lueders Gray & Dublin Cobble® in Lueders Gray

Left: Dublin Cobble® in Lueders Gray & custom Weston Stone™ fire pit in Lueders Gray



LEGEND



METROPOLITAN



NATURAL



HERITAGE



LEGACY



ENVIRONMENTAL



PERMEABLE






VEHICULAR
USE



TRUECOLOR

PAVERS



METROPOLITAN

28 🔥

Catalina Grana®

30

Lafitt® Grana Slab

32 🔥

Melville™ Plank

NATURAL

34 🔥

Catalina™ Slate

36

Lafitt® Rustic Slab

38

Travertino™

HERITAGE

40

Dublin Cobble®

LEGACY

42

Cambridge Cobble®

44

Holland Stone

ENVIRONMENTAL

46

Urbana® Stone

s l a t e
s m o o t h
t u m b l e d



CATALINA GRANA®



CRAB ORCHARD




DANVILLE BEIGE




LUEDERS GRAY

NEW
NEW



RIO*



TITANIUM*



MODERN
LINEAR
SMOOTH



TRUECOLOR™
Pre-Sealed Promise

*Please refer to page 14
for more information.*

LARGE 3-PIECE STONE | 60MM



6 x 12 x 2 3/8



9 x 12 x 2 3/8



12 x 12 x 2 3/8

**Swatches represent product color only,
not surface texture, dimension and/or shape.*

*Commercial applications available.
Contact your Belgard® representative for details.*








CRAB ORCHARD



DANVILLE BEIGE



DESERT SAND



LUEDERS GRAY

**SMOOTH
SOPHISTICATED
MODULAR**


3-PIECE | 50MM




7 3/8 x 14 7/8 x 2



14 7/8 x 14 7/8 x 2



14 7/8 x 22 7/16 x 2







MELVILLE™

PLANK



CRAB ORCHARD



DANVILLE BEIGE



LUEDERS GRAY


SLEEK
MODERN
VERSATILE

 TRUECOLOR™
Pre-Sealed Promise
*Please refer to page 14
for more information.*

Installed in HGTV's Dream Home 2020!



Belgard.com/HGTVDreamHome

SMALL 3-PIECE | 60MM



5 x 11¹³/₁₆ x 2³/₈



5 x 15³/₄ x 2³/₈



5 x 19¹/₁₆ x 2³/₈

LARGE 3-PIECE | 60MM




7¹/₂ x 11¹³/₁₆ x 2³/₈



7¹/₂ x 15³/₄ x 2³/₈



7¹/₂ x 19¹/₁₆ x 2³/₈







CATALINA™

SLATE



CRAB ORCHARD



DANVILLE BEIGE



LUEDERS GRAY



RIO



TITANIUM

NEW
NEW



MODULAR
VERSATILE
NATURAL




TRUECOLOR™
Pre-Sealed Promise

*Please refer to page 14
for more information.*

SMALL 3-PIECE MODULAR | 60MM



LARGE 3-PIECE STONE | 60MM







LAFITT[®]

RUSTIC SLAB



CRAB ORCHARD*



DANVILLE BEIGE



LUEDERS GRAY*



CUT SLATE
EXPANSIVE
TEXTURED

Installed in HGTV's Dream Home 2021!




[Beldgard.com/HGTVDreamHome](http://Belgard.com/HGTVDreamHome)


3-PIECE | 50MM



14⁷/₈ x 7³/₈ x 2




14⁷/₈ x 14⁷/₈ x 2



14⁷/₈ x 22⁷/₁₆ x 2

**Swatches represent product color only,
not surface texture, dimension and/or shape.*







TRAVERTINO™

NEW



BLANCO



DESERT SAND



IVORY



SILVERADO



TIMELESS
DURABLE
NATURAL

3-PIECE | 30MM



6 x 6 x 1 3/16



6 x 12 x 1 3/16



12 x 12 x 1 3/16







DUBLIN COBBLE®



DANVILLE BEIGE



CRAB ORCHARD



LUEDERS GRAY



RIO*

NEW



DISTRESSED
ELEGANT
VERSATILE

3-PIECE | 60MM



3 x 6 x 2 3/8



6 x 6 x 2 3/8



6 x 9 x 2 3/8

**Swatch represents product color only,
not surface texture, dimension and/or shape.*

*Commercial applications available.
Contact your Belgard® representative for details.*

*Larger joints between pavers allow Dublin Cobble to be installed
as a permeable paver option with proper base and joint material.
Contact your Belgard® representative for more details.*







CAMBRIDGE COBBLE®

NEW



BRAZOS
BLEND



CHARCOAL



DANVILLE
BEIGE



FOSSIL
BEIGE



HILL
COUNTRY



LUEDERS
GRAY



RIO

NEW



PILLOW-TOP
OLD WORLD
UNIVERSAL


3-PIECE | 60MM



3 x 6 x 2 3/8



6 x 6 x 2 3/8



6 x 9 x 2 3/8



Commercial applications available.
Contact your Belgard® representative for details





HOLLAND STONE



BRAZOS BLEND



CHARCOAL



FOSSIL BEIGE



RED/CHARCOAL
FLASH

NEW



RIO



RED

NEW



SUEDE*



CLASSIC
TAILORED
ACCENT

60MM



4 x 8 x 2 3/8

**Limited stock, please call for availability.*

*Commercial applications available.
Contact your Belgard® representative for details.*







URBANA[®]

STONE



DANVILLE BEIGE






BRITTANY BEIGE



RIO*

NEW
NEW
NEW

  
CHISELED
ELEGANT
MODULAR

3-PIECE MODULAR | 60MM



3 1/16 x 7 7/8 x 2 3/8



7 7/8 x 7 7/8 x 2 3/8



7 7/8 x 11 13/16 x 2 3/8

Installed in HGTV's Dream Home 2020!



Belgard.com/HGTVDreamHome

**Swatch represents product color only,
not surface texture, dimension and/or shape.*







BORDERED *or* BOUNDLESS

EASY STYLE WITH BORDERS

Borders and banding can take your project to a whole new level. Ask your Belgard Authorized Contractor about complementing border options for your project.

GET MORE DESIGN OPTIONS
WITH 3 X 3 & 3 X 9

Contact your Belgard Representative
for availability and lead times.

DUBLIN COBBLE*



6 x 9 x 2 $\frac{3}{8}$

**Special order sizes*

CAMBRIDGE COBBLE*



6 x 9 x 2 $\frac{3}{8}$

HOLLAND STONE



4 x 8 x 2 $\frac{3}{8}$



ACCENTUATE STYLE


Using the same paver but at a different angle or choosing a contrasting color can add personality to your outdoor space. Introducing different shapes and textures can add richness and drama to even the simplest design.

TOP: Holland Stone & Catalina Slate®

LEFT: Holland Stone & Cambridge Cobble®

RIGHT: Cambridge Cobble® & Lafitt® Grana





LEGEND



PORCELAIN



UNIFORM
APPEARANCE



SLIGHT
VARIATION



MODERATE
VARIATION




SUBSTANTIAL
VARIATION



REFLECTIVE
SCALE

PORCELAIN



PORCELAIN

52
Glocal

54
Noon

56
Quarziti 2.0

58
Verona™

60
Unico

stone finish
wood finish
concrete finish

VISIT [Beldgard.com/Porcelain](https://Belgard.com/Porcelain)
FOR MORE STYLES AND COLORS




NEW

GLOCAL

CONCRETE FINISH




CLEAR
GC 01



IDEAL
GC 03



TYPE
GC 04



CLASSIC
GC 05



GLOBAL
LOCAL
NUANCED

*NOTE: This product can be installed
using elevated systems.*

24 X 24



23.54 x 23.54 x 3/4



*Spacers are required for all porcelain paver installations.
For vehicular applications, there must be a mortar install
over a concrete slab. Visit Belgard.com/porcelain for
additional installation details.*


MIRAGE
Porcelain. Design. Sustainability






NOON

WOOD FINISH



DAYLIGHT
NN 01 ST



EMBER
NN 02 ST



HONEY
NN 03 ST



WARM
LIVELY
AGED

*NOTE: This product can be installed
using elevated systems.*

8 X 48



7.64 x 47.17 x 3/4

12 X 48



11.73 x 47.17 x 3/4



*Spacers are required for all porcelain paver installations.
For vehicular applications, there must be a mortar install
over a concrete slab. Visit Belgard.com/porcelain for
additional installation details.*

MIRAGE
Porcelain. Design. Sustainability.





QUARZITI

2.0

STONE FINISH




GLACIER
QR 01 NAT



MOUNTAINS
QR 02 NAT



WATERFALL
QR 03 NAT



RIVER
QR 04 NAT



AUTHENTIC
DIVERSE
NATURAL

*NOTE: This product can be installed
using elevated systems.*

24 X 24

UNICO



23.54 x 23.54 x 3/4



12.99 x 23.54 x 3/4



*Spacers are required for all porcelain paver installations.
For vehicular applications, there must be a mortar install
over a concrete slab. Visit Belgard.com/porcelain for
additional installation details.*

MIRAGE
Porcelain. Design. Sustainability.





VERONA™

STONE FINISH



BLUE STONE
VR 01 ST



TAOS
VR 02 ST



YUKON
VR 03 ST



PLATINUM
VR 04 ST



24 X 24



23.54 x 23.54 x 3/4



HARMONIOUS
NATURAL
STRIKING

*NOTE: This product can be installed
using elevated systems.*



*Spacers are required for all porcelain paver installations.
For vehicular applications, there must be a mortar install
over a concrete slab. Visit Belgard.com/porcelain for
additional installation details.*

MIRAGE®
Porcelain. Design. Sustainability.







UNICO


STEP & COPING




GLACIER
QR 01 NAT



MOUNTAINS
QR 02 NAT



WATERFALL
QR 03 NAT



RIVER
QR 04 NAT



UNICO*



12.99 x 23.54 x 3/4



A SINGLE SOLUTION FOR TWO INSTALLATION NEEDS

This versatile porcelain unit is processed on both sides to give you maximum flexibility and design freedom. Unico can be used as a step and as a coping for swimming pools. With a rounded, bullnose edge or straight edge, this uniquely functional border piece looks great from every angle.




ROUNDED EDGE




STRAIGHT EDGE

* Unico is available as special order in Noon, Verona, and Glocal colors


MIRAGE
Porcelain Design Sustainability










LEGEND


METROPOLITAN


NATURAL


HERITAGE


LEGACY

WALLS



METROPOLITAN

64
Melville™ Wall

NATURAL

72
Diamond Pro®
Quarried Face

HERITAGE

66
Weston Stone™

LEGACY


70
Diamond® 9D

71
Diamond® 2.0

74
Diamond Pro Stone Cut®

76
Diamond Pro®
Beveled Face

77
Diamond Pro® PS



*freestanding
retaining
garden*



MELVILLE™

WALL



CRAB ORCHARD



DANVILLE BEIGE



LUEDERS GRAY



FREESTANDING / RETAINING
LINEAR
CONTEMPORARY
SMOOTH

WALL UNIT



4 x 20 x 10

CAP



2 x 20 x 13

*Use the cap throughout block placement
to create a 3-dimensional detail.*







DANVILLE BEIGE



GASCONY TAN



LUEDERS GRAY



FREESTANDING / RETAINING

TUMBLED
RUSTIC
ADAPTABLE

3-PIECE



4 x 8 x 8



4 x 12 x 8



4 x 16 x 8

UNIVERSAL



4 x 12 x 8





TAKE *it from* THE PROS


As the originator of the Diamond rear-lip system, **Anchor Wall Systems** is the industry expert on both residential and commercial retaining walls.



Trusted to build walls up to 100 feet high

SAME BLOCK, TWO OPTIONS FOR INSTALL

Both rear-lip and pin system establish wall position setback. The choice is yours.



REAR-LIP
SYSTEM



PIN
SYSTEM




NEW



QUARRIED FACE



STONE CUT



BEVELED FACE

SMOOTH FACE

DIAMOND PRO[®] SERIES

WITH 100 MILLION+ UNITS SOLD, DIAMOND PRO IS THE #1 CHOICE FOR COMMERCIAL WALL BLOCKS. First developed in the 1990s, the Diamond Pro Series quickly became contractors' preferred wall block for large-scale walls.

VISIT Belgard.com/DiamondPro FOR MORE STYLES AND COLORS

The Diamond[®] Wall System is the gold standard for residential retaining walls. Following professional demand, the 8" high version was developed and introduced as the Pro Series.

DIAMOND PRO[®]

Launched in 1996, Diamond Pro Retaining Wall System was created out of the need for a reliable commercial use product.




Available in stone cut & beveled face styles with matching split face cap & corner unit.



Available in solid & virtual joint face styles with matching split face cap & corner unit.



Available with a matching sculpted face cap & corner unit.



Available in beveled face style with matching split face cap & corner unit.



*Available with a matching smooth face cap & corner unit**

**Available as special order only*

DIAMOND PRO[®] STONE CUT[®]

Launched in 1999, Diamond Pro Stone Cut Retaining Wall System was developed with a crunch technology, giving the appearance of rough-hewn and a more natural stone look.

DIAMOND PRO[®] QUARRIED FACE

Launched in 2018, Diamond Pro Quarried Face Retaining Wall System was created with a sculpted or chiseled look you would find in a quarry.

DIAMOND PRO[®] PS

Launched in 2016, Diamond Pro PS Retaining Wall System gives contractors the option of a non rear-lip with the ease of a pin system.

DIAMOND PRO[®] SMOOTH FACE


Launched in 2020, Diamond Pro Smooth Face Retaining Wall System was developed given the latest trends of a contemporary and modern look.

NEW

NEW



BAYOU BLEND



DANVILLE BEIGE



LUEDERS GRAY



RETAINING
DISTRESSED
ROUGH-HEWN
RUSTIC



DIAMOND[®] 9D

BLOCK



6 x 17³/₄ x 9

MULTI-PIECE



6 x 5⁷/₈ x 9



6 x 11⁷/₈ x 9

CAP



3 x 17 / 12 x 10

U START BASE BLOCK[®]



3¹/₂ x 18⁷/₁₆ x 12*
(Sold Separately)


*Recommended for use with all available
wall block units. Visit Belgard.com for
full product information.*

**Note: U Start Base Block actual
coverage length is 16¹/₁₆*




DIAMOND[®] 2.0

NEW



BAYOU BLEND



DANVILLE BEIGE



LUEDERS GRAY



FREESTANDING

DURABLE
FLEXIBLE
DISTRESSED



SMALL

MEDIUM

LARGE

CORNER/COLUMN

XL[™] CAP

COLUMN CAP

U START BASE BLOCK[®]



6 x 6 x 5



6 x 12 x 5



6 x 18 x 5



6 x 16 x 5



3 x 18 / 12 x 13



28 x 28 x 3

See page 94 for
color offering



3½ x 18⁷/₁₆ x 12"
(Sold Separately)

Recommended for use with all available
wall block units. Visit Belgard.com for
full product information.


*Note: U Start Base Block actual
coverage length is 16¹/₁₆




DIAMOND PRO[®]

QUARRIED FACE

NEW



DANVILLE BEIGE



LUEDERS GRAY



RETAINING

DURABLE
CHISELED
VERSATILE

BLOCK



8 x 18 x 12

CORNER



8 x 17 x 8

CAP



4 x 18 / 12 x 13



ENGINEERED SOLUTIONS BY
ANCHOR[™]
WALL SYSTEMS







DIAMOND PRO STONE CUT[®]



FOSSIL BEIGE



LUEDERS GRAY



RETAINING

VIRTUAL JOINT
DURABLE
CLASSIC

STONE CUT



8 x 18 x 12

STONE CUT
VIRTUAL JOINT*



8 x 18 x 12



8 x 18 x 12

CAP



4 x 18 x 10½

CORNER



8 x 18 x 9

**Virtual Joint blocks are meant to be
used in conjunction with solid blocks.
1 to 1 pallet ratio is recommended.*




ENGINEERED SOLUTIONS BY
ANCHOR[™]
WALL SYSTEMS








GRAY



FOSSIL BEIGE



LUEDERS GRAY



TAN



RETAINING

PROFESSIONAL
RELIABLE
ATTRACTIVE



DIAMOND
PRO[®]
BEVELED FACE

BLOCK



8 x 18 x 12

CAP



4 x 18 x 10½

CORNER



8 x 18 x 9



ENGINEERED SOLUTIONS BY
ANCHOR[™]
WALL SYSTEMS




DIAMOND PRO[®] PS

BEVELED FACE



GRAY



TAN



RETAINING

TRADITIONAL
RELIABLE
PIN SYSTEM

BLOCK



8 x 18 x 12

PINS



5 x 1/2

CAP



4 x 18 x 10 1/2

CORNER



8 x 18 x 9



ENGINEERED SOLUTIONS BY
ANCHOR[™]
WALL SYSTEMS



LEGEND



VERSATILE LANDSCAPING



*When your project demands more
from a product, these materials
offer limitless possibilities*

VISIT [Beldgard.com/VersatileLandscaping](http://Belgard.com/VersatileLandscaping)
FOR OUR PROJECT IDEA BOOK AND MORE

METROPOLITAN

80
Artforms™

NATURAL

82
Lafitt Tandem™



REVOLUTIONIZE
your PATIO

CUSTOMIZE YOUR SPACE WITH ARTFORMS™

This revolutionary system utilizes a large-format modular panel system to create infinite design possibilities with ease. High-strength concrete is mechanically fastened with stainless steel hardware creating little to no mess or disruption.



Sleek, modern, and beautiful

SHAPES & SIZES



18 x 36 x 3



6 x 36 x 3

AVAILABLE COLORS



SCANDINA GREY



AMBER BEIGE



SHADED GREY



ROCKLAND BLACK

NOTE: Artforms is a special order product. Please contact your local Belgard representative for accurate samples, availability and pricing.



SEE WHAT'S POSSIBLE AT [Belgard.com/Artforms](https://www.belgard.com/artforms)
OR CHECK OUT OUR ARTFORMS IDEA BOOK





LAFITT TANDEM™



DANVILLE BEIGE

LUEDERS GRAY




FREESTANDING / RETAINING
STACKED STONE
INNOVATIVE
VERSATILE

UNITS 1, 2 & 3



7 x 13¹³/₁₆ x 2⁵/₈ 7 x 15¹³/₁₆ x 2⁵/₈ 7 x 18⁷/₁₆ x 2⁵/₈

COLUMN CAP



24 x 24 x 3¹/₄

TANDEM CAP



3¹/₄ x 24 x 15

MODULAR BLOCK



7¹/₁₆ x 7⁷/₈ x 7⁷/₈
(Connectors Included)

Visit [Beldgard.com/Tandem](http://Belgard.com/Tandem) for full product information.

U START BASE BLOCK®



3¹/₂ x 18⁷/₁₆ x 12"
(Sold Separately)

Recommended for use with all available wall block units. Visit Beldgard.com for full product information.

*Note: U Start Base Block actual coverage length is 16¹/₁₆

Lafitt Tandem Units 1, 2 & 3 come mixed on one pallet.







FIRE FEATURES



NATURAL

86
Bordeaux® Series

HERITAGE

87
Weston Stone™
Fire Pit Kit



FIREPLACE WOOD BOXES
2'1¼"D x 3'3"W x 3'1"H per box
(Sold as pair)



FIREPLACE
2'7"D x 4'3"W x 7'8"H
*Also available in XL:
Approximately 9 ft. tall*



LINEAR FIRE TABLE
2'11"D x 6'2"W x 2'5"H



SIENNA
BODY COLOR



PEWTER
BODY COLOR



BUFF
ACCENT COLOR



MIDNIGHT
BODY COLOR



NATURAL
POLISHED
GRAND



SPECIAL
ORDER
BORDEAUX™
SERIES

PLEASE NOTE:

Please call for availability.

All of our fireplaces and fire pits come standard as wood-burning units. However, our fireplaces and fire pits can be retro-fitted for gas burning log sets and burners. Please contact us for more details at 877-235-4273. Be sure to check with your local municipality for any codes that may affect your installation. Grill island includes Summerset Grill and Door Set. Grill is available in propane or natural gas. Must be specified when placing order.



WESTON STONE™ *FIRE PIT KIT*



DANVILLE BEIGE



GASCONY TAN



LUEDERS GRAY



TUMBLER
RUSTIC
COMPACT

ROUND FIRE PIT:

Outside is 4' 6" in diameter

Inside is 39.6" in diameter

Stacks up to 4 rows high

*Fire ring with removable cooking grate
and adhesive is included.*

FIRE PIT KIT



4 x 8 x 8



4 x 12 x 8






LEGEND



ACCESSORIES



METROPOLITAN

90
Laguna® Coping

NATURAL

92
Conventina®
Coping/Cap

93
Landings™
Step Unit

LEGACY

94
Column Cap



LAGUNA[®]

COPING



COGNAC



MOONSTONE



PEARL



ROUNDED
SMOOTH
POLISHED

60MM



14³/₁₆ x 23⁵/₁₆ x 2³/₈

80MM*



14³/₁₆ x 23⁵/₁₆ x 3¹/₈

**Special order*







CRAB ORCHARD



DANVILLE BEIGE



LUEDERS GRAY



RIO

NEW



CHISELED
TEXTURED
ACCENT



COVENTINA™

COPING / CAP

COPING/CAP



14 x 23½ x 2¾



LANDINGS™

STEP UNIT



FOUNDRY



MOONLIGHT

QUARRIED
GRAND
ORGANIC

Installed in HGTV's Dream Home 2021!



[Beltgard.com/HGTVDreamHome](https://Belgard.com/HGTVDreamHome)

STEP UNIT



6 x 48 x 18





COLUMN CAP



CHARCOAL



LIMESTONE



TAN



PLATEAU
CLASSIC
TIMELESS

CAP



28 x 28 x 3






COMPLETE PAVER CARE

For over 35 years, installers and homeowners everywhere trust the effectiveness and durability of Techniseal® products to keep their hardscapes as beautiful as they envisioned.

Over 35 million sq. ft. of sealer coverage shipped from 2016 to present — 43 times the size of Madison Square Garden in New York

Over 107 million sq. ft. of sand coverage shipped from 2016 to present — 3 times the size of Central Park in New York

Over 98,000 gallons of cleaners shipped from 2016 to present — the equivalent of 36 minutes of water dropping from Burney Falls in California





INSTALL

SANDS

High-performance jointing materials remain flexible to withstand seasonal weather impact, with lasting durability to prevent weed and insect invasion. Sand is available in a variety of colors to suit your style; contact your local Belgard® Representative for your regional offerings.



CLEAN

CLEANERS



Superior solutions for any cleaning challenge, from light cleaning to deep oil, rust, or grime removal.



PROTECT




SEALERS




Enhance the look of your outdoor space with the perfect finish, while protecting your hardscape from weathering and staining.







PREVENTATIVE MAINTENANCE

Untreated concrete pavers are porous and can absorb stains if not properly maintained. To keep your space looking its best, address surface grime and stubborn spots with Techniseal specialized cleaners to help prevent long-term damage to your pavers. Select a high-quality Techniseal sealer in your preferred finish to enhance your hardscape's overall look and help prevent stains. Whether installing a new hardscape or restoring an existing space, Techniseal offers solutions to maximize the life of concrete pavers.




PAVERS
PALLET INFORMATION / ESTIMATING CHART


CAMBRIDGE COBBLE			SQFT/ PALLET	SQFT/ LAYER	LAYER/ PALLET	UNITS/ PALLET	LNFT/PALLET (SOLDIER)	LNFT/PALLET (SAILOR)	WEIGHT/ PALLET
3-PIECE		3 x 6 x 2¾"	20	2	–	160	–	–	–
		6 x 6 x 2¾"	40	4	–	160	–	–	–
		6 x 9 x 2¾"	60	6	–	160	–	–	–
TOTAL			120	12	10	480	170	256	3090




CATALINA GRANA			SQFT/ PALLET	SQFT/ LAYER	LAYER/ PALLET	UNITS/ PALLET	LNFT/PALLET (SOLDIER)	LNFT/PALLET (SAILOR)	WEIGHT/ PALLET
LARGE 3-PIECE		6 x 12 x 2¾"	30	3	–	60	–	–	–
		9 x 12 x 2¾"	30	3	–	40	–	–	–
		12 x 12 x 2¾"	60	6	–	60	–	–	–
TOTAL			120	12	10	160	–	–	3360




CATALINA SLATE			SQFT/ PALLET	SQFT/ LAYER	LAYER/ PALLET	UNITS/ PALLET	LNFT/PALLET (SOLDIER)	LNFT/PALLET (SAILOR)	WEIGHT/ PALLET
SMALL 3-PIECE		3 x 6 x 2¾"	20	2	–	160	–	–	–
		6 x 6 x 2¾"	40	4	–	160	–	–	–
		6 x 9 x 2¾"	60	6	–	160	–	–	–
TOTAL			120	12	10	480	–	–	3360
LARGE 3-PIECE		6 x 12 x 2¾"	30	3	–	60	–	–	–
		9 x 12 x 2¾"	30	3	–	40	–	–	–
		12 x 12 x 2¾"	60	6	–	60	–	–	–
TOTAL			120	12	10	160	–	–	3360

PAVERS
PALLET INFORMATION / ESTIMATING CHART




DUBLIN COBBLE			SQFT/ PALLET	SQFT/ LAYER	LAYER/ PALLET	UNITS/ PALLET	LNFT/PALLET (SOLDIER)	LNFT/PALLET (SAILOR)	WEIGHT/ PALLET
3-PIECE		3 x 6 x 2 ³ / ₈	20.84	1.89	–	176	–	–	–
		6 x 6 x 2 ³ / ₈	44.98	3.91	–	176	–	–	–
		6 x 9 x 2 ³ / ₈	64.20	5.84	–	176	–	–	–
TOTAL			127.9	11.63	11	528	170	256	3198







HOLLAND STONE			SQFT/ PALLET	SQFT/ LAYER	LAYER/ PALLET	UNITS/ PALLET	LNFT/PALLET (SOLDIER)	LNFT/PALLET (SAILOR)	WEIGHT/ PALLET
4 X 8		4 x 8 x 2 ³ / ₈	120	12	10	540	180	360	3060




LAFITT GRANA SLAB			SQFT/ PALLET	SQFT/ LAYER	LAYER/ PALLET	UNITS/ PALLET	LNFT/PALLET (SOLDIER)	LNFT/PALLET (SAILOR)	WEIGHT/ PALLET
3-PIECE		14 ⁷ / ₈ x 7 ³ / ₈ x 2	23.10	2.31	–	30	–	–	–
		14 ⁷ / ₈ x 14 ⁷ / ₈ x 2	46.60	4.66	–	30	–	–	–
		14 ⁷ / ₈ x 22 ⁷ / ₁₆ x 2	46.80	4.68	–	20	–	–	–
TOTAL			116.5	11.65	10	80	–	89	2621

LAFITT RUSTIC SLAB			SQFT/ PALLET	SQFT/ LAYER	LAYER/ PALLET	UNITS/ PALLET	LNFT/PALLET (SOLDIER)	LNFT/PALLET (SAILOR)	WEIGHT/ PALLET
3-PIECE		14 ⁷ / ₈ x 7 ³ / ₈ x 2	23.10	2.31	–	30	–	–	–
		14 ⁷ / ₈ x 14 ⁷ / ₈ x 2	46.60	4.66	–	30	–	–	–
		14 ⁷ / ₈ x 22 ⁷ / ₁₆ x 2	46.80	4.68	–	20	–	–	–
TOTAL			116.5	11.65	10	80	–	89	2621

PAVERS
PALLET INFORMATION / ESTIMATING CHART


TRAVERTINO			SQFT/ PALLET	SQFT/ LAYER	LAYER/ PALLET	UNITS/ PALLET	LNFT/PALLET (SOLDIER)	LNFT/PALLET (SAILOR)	WEIGHT/ PALLET
3-PIECE		6 x 6 x 1 ³ / ₁₆	32	2	–	128	–	–	–
		6 x 12 x 1 ³ / ₁₆	96	6	–	192	–	–	–
		12 x 12 x 1 ³ / ₁₆	64	4	–	64	–	–	–
TOTAL			192	12	16	384	–	–	2400



MELVILLE PLANK			SQFT/ PALLET	SQFT/ LAYER	LAYER/ PALLET	UNITS/ PALLET	LNFT/PALLET (SOLDIER)	LNFT/PALLET (SAILOR)	WEIGHT/ PALLET
3-PIECE SMALL		5 x 11 ³ / ₁₆ x 2 ³ / ₈	28.63	2.86	–	70	–	–	–
		5 x 15 ³ / ₄ x 2 ³ / ₈	37.80	3.78	–	70	–	–	–
		5 x 19 ¹ / ₁₆ x 2 ³ / ₈	48.10	4.81	–	70	–	–	–
TOTAL			114.53	11.45	10	210	–	–	2920
3-PIECE LARGE		7 ¹ / ₂ x 11 ¹³ / ₁₆ x 2 ³ / ₈	30.68	3.07	–	50	–	–	–
		7 ¹ / ₂ x 15 ³ / ₄ x 2 ³ / ₈	40.49	4.05	–	50	–	–	–
		7 ¹ / ₂ x 19 ¹ / ₁₆ x 2 ³ / ₈	51.54	5.15	–	50	–	–	–
TOTAL			122.71	12.27	10	150	–	–	3219


URBANA STONE			SQFT/ PALLET	SQFT/ LAYER	LAYER/ PALLET	UNITS/ PALLET	LNFT/PALLET (SOLDIER)	LNFT/PALLET (SAILOR)	WEIGHT/ PALLET
3-PIECE		3 ¹⁵ / ₁₆ x 7 ⁷ / ₈ x 2 ³ / ₈	21.34	1.94	–	99	–	–	–
		7 ⁷ / ₈ x 7 ⁷ / ₈ x 2 ³ / ₈	42.67	3.88	–	99	–	–	–
		7 ⁷ / ₈ x 11 ¹³ / ₁₆ x 2 ³ / ₈	63.89	5.81	–	99	–	–	–
TOTAL			127.9	11.63	11	297	–	–	3453


PORCELAIN PAVERS

PALLET INFORMATION / ESTIMATING CHART

GLOCAL			GROSS WEIGHT / BOX	PIECES / BOX	SQ FT / BOX	BOXES / FULL PALLET	SQ FT / PALLET	GROSS WEIGHT / PALLET
24 X 24		23.54 x 23.54 x 3⁄4	33 kg / 72 lbs	2	7.75	30	232.5	980 kg / 2160 lbs

NOON			GROSS WEIGHT / BOX	PIECES / BOX	SQ FT / BOX	BOXES / FULL PALLET	SQ FT / PALLET	GROSS WEIGHT / PALLET
8 X 48		7.64 x 47.17 x 3⁄4	21 kg / 46 lbs	2	5.06	30	151.8	642 kg / 1415 lbs
12 X 48		11.73 x 47.17 x 3⁄4	34 kg / 74 lbs	2	7.75	36	279	1208 kg / 2664 lbs





QUARZITI 2.0			GROSS WEIGHT / BOX	PIECES / BOX	SQ FT / BOX	BOXES / FULL PALLET	SQ FT / PALLET	GROSS WEIGHT / PALLET
24 X 24		23.54 x 23.54 x 3⁄4	33 kg / 72 lbs	2	7.75	30	232.5	980 kg / 2160 lbs






VERONA			GROSS WEIGHT / BOX	PIECES / BOX	SQ FT / BOX	BOXES / FULL PALLET	SQ FT / PALLET	GROSS WEIGHT / PALLET
24 X 24		23.54 x 23.54 x 3⁄4	33 kg / 72 lbs	2	7.75	30	232.5	980 kg / 2160 lbs


UNICO COPING			GROSS WEIGHT / BOX	PIECES / BOX	SQ FT / BOX	BOXES / FULL PALLET	SQ FT / PALLET	GROSS WEIGHT / PALLET
UNICO		12.99 x 23.54 x 3⁄4	24 kg / 52 lbs	3	6.37	40	254.82	943 kg / 2080 lbs


WALLS

PALLET INFORMATION / ESTIMATING CHART



DIAMOND 9D			SQFT/ PALLET	SQFT/ LAYER	LAYER/ PALLET	UNITS/ PALLET	UNITS/ SQFT	WEIGHT/ UNIT	WEIGHT/ PALLET
BLOCK		6 x 17¼ x 9	35.5	8.9	4	48	–	49	2379
		6 x 5⅞ x 9	–	–	–	–	–	–	–
		6 x 11⅞ x 9	–	–	–	–	–	–	–
TOTAL			35.5	8.9	4	–	–	–	2805
CAP		3 x 17 / 12 x 10	–	–	–	64	–	44	2829




DIAMOND 2.0			SQFT/ PALLET	SQFT/ LAYER	LAYER/ PALLET	UNITS/ PALLET	UNITS/ SQFT	WEIGHT/ UNIT	WEIGHT/ PALLET
SMALL		6 x 6 x 5	7.2	2.4	–	30	–	11.5	–
MEDIUM		6 x 12 x 5	14.7	4.9	–	30	–	24.3	–
LARGE		6 x 18 x 5	22.2	7.4	–	30	–	36.9	–
TOTAL			22.5	–	3	90	–	–	2183
CORNER COLUMN		6 x 16 x 5	–	–	2	24	–	59	1416
XL CAP		3 x 18 / 12 x 13	–	–	9	81	–	44	3564



DIAMOND PRO			SQFT/ PALLET	SQFT/ LAYER	LAYER/ PALLET	UNITS/ PALLET	UNITS/ SQFT	WEIGHT/ UNIT	WEIGHT/ PALLET
BEVEL FACE		8 x 18 x 12	36	9	4	36	–	72	2592


DIAMOND PRO PS			SQFT/ PALLET	SQFT/ LAYER	LAYER/ PALLET	UNITS/ PALLET	UNITS/ SQFT	WEIGHT/ UNIT	WEIGHT/ PALLET
BEVEL FACE		8 x 18 x 12	36	9	4	36	–	74	2664



WALLS
PALLET INFORMATION / ESTIMATING CHART

DIAMOND PRO STONE CUT			SQFT/ PALLET	SQFT/ LAYER	LAYER/ PALLET	UNITS/ PALLET	UNITS/ SQFT	WEIGHT/ UNIT	WEIGHT/ PALLET
VIRTUAL JOINT		8 x 18 x 12	36	9	4	36	–	77.5	2790
		8 x 18 x 12	36	9	4	36	–	75.6	2718





DIAMOND PRO QUARRIED FACE			SQFT/ PALLET	SQFT/ LAYER	LAYER/ PALLET	UNITS/ PALLET	UNITS/ SQFT	WEIGHT/ UNIT	WEIGHT/ PALLET
BLOCK		8 x 18 x 12	36	–	4	36	–	67	2412
CAP		4 x 18½ x 12	–	–	6	54	–	58	3132
CORNER		8 x 17 x 8	–	–	2	24	–	80	1920

DIAMOND PRO ACCESSORIES			SQFT/ PALLET	SQFT/ LAYER	LAYER/ PALLET	UNITS/ PALLET	UNITS/ SQFT	WEIGHT/ UNIT	WEIGHT/ PALLET
CAP		4 x 18 x 10½	–	–	6	48	–	58.33	2800
CORNER		8 x 18 x 9	–	–	2	24	–	80	1920


U START BASE BLOCK			SQFT/ PALLET	SQFT/ LAYER	LAYER/ PALLET	UNITS/ PALLET	UNITS/ SQFT	WEIGHT/ UNIT	WEIGHT/ PALLET
BLOCK		3½ x 18½ x 12	–	–	7	56	–	77	4312


MELVILLE WALL			SQFT/ PALLET	SQFT/ LAYER	LAYER/ PALLET	UNITS/ PALLET	UNITS/ SQFT	WEIGHT/ UNIT	WEIGHT/ PALLET
WALL		4 x 20 x 10	26.67	4.45	6	48	–	61	2934
CAP		2 x 20 x 13	–	–	10	60	–	40	2400


WALLS
PALLET INFORMATION / ESTIMATING CHART


H WESTON STONE			SQFT/ PALLET	SQFT/ LAYER	LAYER/ PALLET	UNITS/ PALLET	UNITS/ SQFT	WEIGHT/ UNIT	WEIGHT/ PALLET
3-PIECE		4 x 8 x 8	9.1	1.33	–	42	–	–	–
		4 x 12 x 8	14	2.00	–	42	–	–	–
		4 x 16x 8	18.69	2.67	–	42	–	–	–
TOTAL			42	6	7	126	–	–	3360
UNIVERSAL		4 x 12 x 8	–	–	6	120	–	28	3360

ACCESSORIES
PALLET INFORMATION / ESTIMATING CHART





L COLUMN CAP			SQFT/ PALLET	UNITS/ LAYER	LAYER/ PALLET	UNITS/ PALLET	UNITS/ SQFT	WEIGHT/ UNIT	WEIGHT/ PALLET
CAP		28 x 28 x 3	–	1	5	5	–	205	1025







H COVENTINA COPING/CAP			SQFT/ PALLET	UNITS/ LAYER	LAYER/ PALLET	UNITS/ PALLET	UNITS/ SQFT	WEIGHT/ UNIT	WEIGHT/ PALLET
60MM		14 x 23½ x 2¾	–	4	11	44	–	60	2642

H LAGUNA COPING			SQFT/ PALLET	UNITS/ LAYER	LAYER/ PALLET	UNITS/ PALLET	UNITS/ SQFT	WEIGHT/ UNIT	WEIGHT/ PALLET
60MM		14¾ x 23¾ x 2¾	–	4	10	40	–	50	2200

H LANDINGS STEP			SQFT/ PALLET	UNITS/ LAYER	LAYER/ PALLET	UNITS/ PALLET	UNITS/ SQFT	WEIGHT/ UNIT	WEIGHT/ PALLET
STEP		6 x 48 x 18	–	2	3	6	–	454.47	2726.82

VERSATILE LANDSCAPING
PALLET INFORMATION / ESTIMATING CHART

ARTFORMS™			SQFT/ PALLET	SQFT/ LAYER	LAYER/ PALLET	UNITS/ PALLET	UNITS/ SQFT	WEIGHT/ UNIT	WEIGHT/ PALLET
OPEN END		76 x 457 x 914mm 3 x 18 x 36"	-	-	-	9	-	151	-
CLOSE END		76 x 457 x 914mm 3 x 18 x 36"	-	-	-	9	-	151	-
TOTAL			81	-	9	18	-	-	2711
OPEN END		76 x 152 x 914mm 3 x 6 x 36"	-	-	-	3	-	52	-
CLOSE END		76 x 152 x 914mm 3 x 6 x 36"	-	-	-	18	-	52	-
TOTAL			31.5	-	3	21	-	-	1095

LAFITT TANDEM			SQFT/ PALLET	SQFT/ LAYER	LAYER/ PALLET	UNITS/ PALLET	UNITS/ LAYER	WEIGHT/ UNIT	WEIGHT/ PALLET
TANDEM UNITS		7 x 13 ³ / ₁₆ x 2 ⁵ / ₁₆	19.5	3.25	-	30	-	-	-
		7 x 15 ¹³ / ₁₆ x 2 ⁵ / ₁₆	23.34	3.89	-	30	-	-	-
		7 x 18 ⁷ / ₁₆ x 2 ⁵ / ₁₆	27.24	4.54	-	30	-	-	-
TOTAL			70.1	11.68	6	90	-	-	1928
CAP		3 ¹ / ₄ x 24 x 15	-	-	8	32	4	-	3072
COLUMN CAP		24 x 24 x 3 ¹ / ₄	-	-	8	16	2	-	2272
MODULAR BLOCK		7 ¹ / ₁₆ x 7 ⁷ / ₈ x 7 ⁷ / ₈	-	-	4	128	32	-	2496

This image shows a full page of blank, lined paper. It features approximately 20 evenly spaced horizontal grey lines across the entire width of the page, typical of notebook or legal stationery. The background is a solid off-white color. There are no margins, text, or other markings present.

COMPATIBILITY CHART

PAVERS	HERITAGE	NATURAL	METROPOLITAN	PORCELAIN	LEGACY	ENVIRONMENTAL
Cambridge Cobble®	●		●		●	
Catalina Grana®		●	●		●	
Catalina Slate™	●	●	●			
Dublin Cobble®	●	●			●	
Glocal				●		
Holland Stone	●		●		●	
Lafitt® Grana Slab		●	●		●	
Lafitt® Rustic Slab	●	●	●			
Melville™ Plank		●	●		●	
Noon				●		
Quarziti 2.0				●		
Travertino	●	●	●			
Urbana® Stone						●
Verona				●		

VERSATILE LANDSCAPING	HERITAGE	NATURAL	METROPOLITAN	PORCELAIN	LEGACY	ENVIRONMENTAL
Artforms™		●	●		●	
Lafitt Tandem™	●	●	●			

STAY CONNECTED

 OutdoorLivingbyBelgard

 BelgardOutdoorLiving

 BelgardHardscapes

 Belgard

 Belgard

 Belgard.com/Blog

WALLS	HERITAGE	NATURAL	METROPOLITAN	PORCELAIN	LEGACY	ENVIRONMENTAL
Diamond® 2.0	●		●		●	
Diamond® 9D	●		●		●	
Diamond Pro®	●		●		●	
Diamond Pro® PS	●		●		●	
Diamond Pro Stone Cut®	●		●		●	
Diamond Pro® Quarried Face	●	●	●			
Melville™ Wall		●	●		●	
Weston Stone™	●	●			●	

FIRE FEATURES	HERITAGE	NATURAL	METROPOLITAN	PORCELAIN	LEGACY	ENVIRONMENTAL
Bordeaux™ Series	●	●	●			
Weston Stone™ Fire Pit	●	●			●	

COPING, CURBS, EDGERS & VENEER	HERITAGE	NATURAL	METROPOLITAN	PORCELAIN	LEGACY	ENVIRONMENTAL
Column Cap	●		●		●	
Coventina Coping / Cap	●	●	●			
Landings™ Step	●	●	●			
Laguna® Coping		●	●		●	
Unico				●		

PEACE OF MIND, GUARANTEED

LIFETIME TRANSFERABLE LIMITED WARRANTY

Oldcastle® APG, Inc. ("Belgard") is proud to inform you that all of our interlocking concrete paver and retaining walls ("Products") meet and/or exceed the requirements of ASTM C-936 and ASTM C-1372. Belgard® guarantees its Products against these standards for the lifetime of the Product defined by ICPI. This guarantee does not apply to splitting, chipping or other breakage that could be caused by impact, abrasion or overloading. This warranty is transferable. The original proof of purchase is required.

This warranty is only valid if the material is installed under the guidelines of the ICPI (www.ICPI.org), The NCMA (www.ncma.org) or the Belgard Installation Guideline Manual. Improper installation voids this warranty. This warranty is for residential applications only and does not apply to commercial applications. It is recommended that the job be installed by a Belgard Preferred Contractor who provides a guaranty of their workmanship for a minimum of 3 years from the date of install. For warranty service, contact Belgard at 1-877-BELGARD. A service representative will investigate your claim within 10 business days. If the Belgard product fails to meet the specifications, Belgard will replace the defective product at no charge. Color matching cannot be guaranteed. Belgard will not be responsible for any replacement labor, consequential damages or incidental damages. This warranty gives you specific legal rights, and you may also have other rights which vary from state to state. Some states do not allow for the exclusion or limitation of incidental or consequential damages, so the above limitation or exclusion may not apply to you. All other warranties, express or implied are waived.

For specific information regarding warranty coverage and exclusions in regards to the Elements and Porcelain Paver products, please visit: Belgard.com/Warranty



JEWELL LOCATIONS

KELLER 2725 Prestige Rd. Keller, TX 76244 817-337-4408	N. GARDEN STREET 11931 N Garden St. Houston, TX 77071 713-974-1911
DALLAS 2627 Joe Field Rd. Dallas, TX 75229 972-243-1144	AUSTIN 3733 Bluestein Drive Austin, TX 78721 512-462-3363
FRISCO 9850 John W. Elliot Dr. Frisco, TX 75034 972-335-4122	ROSENBERG 1607 Spur 529 Rosenburg, TX 77471 281-342-8114
BRITTMORE 4523 Brittmore Lane Houston, TX 77041 713-937-3966	WACO 400 Jewell Drive Waco, TX 76712 254-772-3440
HOUSTON 16745 W. Hardy Rd. Houston, TX 77060 281-209-0683	

Please visit Belgard.com/find-contractor to locate a Belgard retail dealer or contractor near you.

PRODUCT INDEX

PAVERS

Cambridge Cobble®	42
Catalina Grana®	28
Catalina™ Slate.....	34
Dublin Cobble®	40
Glocal	52
Holland Stone	44
Lafitt® Grana Slab.....	30
Lafitt® Rustic Slab.....	36
Melville™ Plank	32
Noon	58
Quarziti 2.0	54
Travertino™	38
Unico.....	60
Urbana® Stone.....	46
Verona™	56

WALLS

Diamond® 9D	70
Diamond® 2.0.....	71
Diamond Pro Stone Cut®	74
Diamond Pro®	76
Diamond Pro® PS	77
Diamond Pro® Quarried..	72
Melville Wall	64
Weston Stone™	66

VERSATILE LANDSCAPING

Artforms™	80
Lafitt Tandem™	82

FIRE FEATURES

Bordeaux™ Series	86
Weston Stone™ Fire Pit Kit.....	87

ACCESSORIES

Coventina™ Coping	92
Laguna™ Coping.....	90
Landings™ Step Unit.....	93
Column Cap.....	94

COLLECTIONS LEGEND

- Metropolitan Collection
- Natural Collection
- Heritage Collection
- Legacy Collection
- Environmental Collection
- Porcelain Collection



BELGARD.COM

PICTURED ON THE COVER:
TRAVERTINO™ OVERLAY